

AI-Assisted Dynamic Modelling for Data Management in a Distributed System

Yingjun Wang, Guangdong Provincial Communication Group Co., Ltd., China*

Shaoyang He, CCCC Highway Consultants Co., Ltd., China

Yiran Wang, Zhongwei Road and Bridge Equipment Jiangsu Co., Ltd., China

ABSTRACT

There are many interdependent computers available in distributed networks. In such schemes, overall ownership costs comprise facilities, such as computers, controls, etc.; buying hardware; and running expenses such as wages, electrical charges, etc. Strom use is a large part of operating expenses. AI-assisted dynamic modelling for data management (AI-DM) framework is proposed. The high percentage of power use is connected explicitly to inadequate planning of energy. This research suggests creating a multi-objective method to plan the preparation of multi-criteria software solutions for distributed systems using the fuzzy TOPSIS tool as a comprehensive guide to multi-criteria management. The execution results demonstrate that this strategy could then sacrifice requirements by weight.

KEYWORDS

Artificial Intelligence, Data Management, Distributed System, Dynamic Model

1. INTRODUCTION TO DATA MANAGEMENT IN DISTRIBUTED SYSTEMS

Many companies collected and trying to manipulate constantly the amounts of information and over the past two centuries. This system contributed to many architectures' growth, including collection, broadcasting, and network storage technologies, for distributed statistical analysis (Nguyen et al., 2016). As part of its corporate or scientific approach, such systems' successes have led companies to analyze massive data collections and lead to the era of "data analytics." More importantly, more specific artificial intelligence (AI) or machine learning (ML) strategies have been applied in data-based implementations (Liu et al., 2017). Cluster processing can be considered to be networks of those platforms. To comply with consumer requirements, the device must be resized and have available servers and infrastructure. It requires careful planning to meet the service requirements.

The model case is managed training, where marks follow datasets and deep neural networks, including powerhouse technologies for mapping information points into labeling. The pattern situation is management training, which includes powerful technologies for mapping information points on classification, in which marks follow datasets and deep neural networks. The sophistication of these convolutional models has contributed to a range of approaches focusing on preparing and using artificial neural networks (Nguyen et al., 2017). A detection scheme is utilized to minimize

DOI: 10.4018/IJSSCM.313623

*Corresponding Author

This article published as an Open Access article distributed under the terms of the Creative Commons Attribution License (<http://creativecommons.org/licenses/by/4.0/>) which permits unrestricted use, distribution, and production in any medium, provided the author of the original work and original publication source are properly credited.

preparation time in a batch environment of these system systems—for instance, Opencv, MXNet, and Apache Spark. Samples include: The pattern case is status and education, which includes powerful technologies for identifying information points on classifying, in which marks accept data sources and deep neural networks. The advanced approaches to the preparation and use of artificial neural networks have helped contribute to the advanced development of these fully connected layers model.

Fault-tolerant mechanisms are distributed that avoid one damage state. In the batch surroundings of this taken possession detection program is used to mitigate preparation time.

Utility, network, and cloud services are a few distributed networks that only account for the same computational services, a fee system (Usman et al., 2021). The advanced approaches to the preparation and use of artificial neural networks have contributed to the advanced development of these convolution models. Detection schemeCompute clusters may be regarded as those platforms' networks. The device has to be scaled and accessible servers and facilities to meet the requirements of consumers. Satisfying the diverse demands requires thoughtful planning. The customer submits, for example, his order for compiled code and time constraints. On the other extreme, network operators can program customers' orders not to ignore user restrictions as quickly as possible suggested by (Besta et al., 2020). Estimates demonstrate that wasteful planning like CPU is due to the increased power usage in such structures. Strategies for fault-tolerant to minimize contamination are distributed. Utilities, network, and storage platforms are distributed networks with the same computer services, a service charge method.

The programming of multi-center systems or multi-servers like grid and mobile technology is an NP-hard challenge (Chen et al., 2021). They are scaled and accessible. To meet the various requirements, careful planning is required. For example, the customer submits their application in the context command and time limits. The planner must be planning workload and following other requirements that have potential issues. A multi-target challenge in the multi-core device schedule was suggested by (Yu et al., 2019). While the methodology improves performance time, there are problems with use efficiency. Planning analysis reveals that people concentrate on specific aspects of the issue, and a robust scheduling scheme does not apply to all the targets, diverse demands. Although the methodology improves performance, efficiency is a problem. The development assessment shows that people remain focused on specific aspects of the problem and that productive resources do not apply to all the objectives.

Researchers use this article to schedule multi-core systems or communications databases for a variety of targets. For example, minimum goals as reaction times and deferred activities are considered for consumers and other priorities as members of the device consumption for the different network manager, such as throughput maximization (Alazab et al., 2021; Manogaran et al., 2021). This study is used to identify the multi-criteria optimization technique for TOPSIS as a good multi-target making decision method (Jiang et al., 2020). Percentages for criteria should be taken into consideration to show the value of goals. This paper allows researchers to plan multi-core systems or communication databases for a variety of goals. For instance, minimal level goals for the consumer and other priorities as device consumption members for the different network managers are taken into account for such purposes as reaction times and delayed activities. For any of the three parameters, the same volume, 0.38, is regarded. The remaining document is arranged accordingly (Manogaran et al., 2020; Gao et al., 2020). Although the methodology improves performance, efficiency is a problem. The planning analysis shows that people remain focused on particular aspects of the problem and that productive resources do not apply to all the objectives.

The major objective of this paper includes:

- AI-DM is implemented to produce high power consumption is explicitly linked to ineffective power generation.
- This research indicates the establishing of a multi-target method to plan inter distributed computing technology solutions.
- The findings suggest that our approach can then compromise demand by weight.

The rest of the research work is as follows. Section 2 deals with the background and the literature survey of data management in a distributed system. The proposed AI-assisted dynamic modeling for data management (AI-DM) framework is designed and implemented in section 3. The software analysis and performance evaluation are done in section 4. The conclusion and future scope of the proposed AI-assisted dynamic modeling for data management (AI-DM) framework are discussed in section 5.

2. RELATED WORKS

In recent decades, there has been active development of establishing and applying peer-to-peer networking platforms and studying the building methodology (Sundarasekar et al., 2019). Computer networks are switching to a peer-to-peer network from conventional Service providers, mirrored in a series of medical research. Integrated computing and P2P (Point to Point) applications solve these frameworks' challenges (Zhu et al., 2019). P2P networks have benefits such as optimization, cost minimization, and resilience of connectivity.

Fault tolerance and data aggregation were provided for the transmission and decentralization of these networks. In general, their utilization for parallel processing and the construction of fault-tolerant structures was stated in reviewing the P2P cloud infrastructure (Billah et al., 2021). The utilization of unified solutions for the exploration, tracking, and load balance is one of the challenges of cloud calculations. Many decentralized frameworks are founded on P2P networks for protecting data suggested by (Babichev et al., 2021). Most P2P platforms generally operated on straightforward content exchanging, which differs substantially from help enhance functionalities. Several research projects relating to P2P interoperability and cloud infrastructure to promote these features are presented (Li et al., 2019). The P2P Cloud solution successfully distributed online services via an organized P2P decentralized distributed routing table. It's used to store, explore and share this strategy. In the transmission and centralized control of these networks, fault tolerance and data aggregation have been provided. In general, the analysis of the P2P cloud infrastructure indicated their use for data programming and building design of fault-tolerant structures.

Early DCS (Distributed Coordination system) methods are typically used in science technology available, consisting of individual processors of computing resources and cluster or quantum computing work suggested by (Wang et al., 2019). The new Cloud storage computer systems are generated by technological advancements, such as service-oriented Computer clusters, REST, SOAP, etc., virtualization, and utility-oriented resource requirements. Furthermore, the next generation of DCS will be powered by IoT-driven technologies and simulations that manage the enormous volumes of information, which produce meaningful information and customer values (Wan et al., 2018). These IoT-based frameworks involve several detectors and device nodes spread over multiple network networks from Core to Distributed Server (Hazen et al., 2018).

However, it needs an automated sense-to-machine paradigm to construct, implement, and customize performance application functions. Material effects of machine-to-machine experiences contrast to the existing relationships between humans and machines (Zhou et al., 2019). RMS (Root Mean Square) can provide tools, plan application activities and handle their QoS demands and high delay independently (Dolgui et al., 2020).

Alongside framework advances, application architectures continue developing and developing new program architecture styles, such as micro and implementation frameworks, such as virtualization or FaaS. To this end, it takes sensible choices from the AI-focused approaches to managing these new devices and technologies (Hamaker et al., 2018). While RMS AI-centric strategies apply to any computing model, researchers primarily preserve the cloud and edge computing frameworks with our interactions and diagrams suggested by (Rezaei et al., 2020).

When the next generations, DCSs become more significant in size and dynamic, conventional static or genetic algorithm solutions are ineffectively suggested by (Lughofer et al., 2019). These techniques involve meticulous hand-picking and human action to respond to the changing situation.

Correspondingly, AI-centric information approaches are exciting, and several people have tried in recent years with information ML (Machine learning) solutions for solving knowledge management issues (He et al., 2018). With essential ML teaching and development from historical results, Google has attained a 42% productivity in its conditioning network. Other modes researchers arrived with data-driven approaches, such as system positioning, programming, and software sizing (Yao et al., 2018).

At the software architectural level, the information obtained from massive Google data-center databases has been used to evaluate and reduce front-end stagnation in commercial building networks, using Big quantities of data from hardware output monitors and models (Reddy et al., 2018). Data-driven RMS AI technologies are indeed in their shallow stages. They ought to be careful in addressing the problems they face and, at the same time, consider possible ways to implement these approaches suggested by (Koo et al., 2018). Furthermore, specific structures and specifications must be developed to implement flexible and functional AI strategies for resources development.

3. PROPOSED AI-ASSISTED DYNAMIC MODELING FOR DATA MANAGEMENT (AI-DM) FRAMEWORK

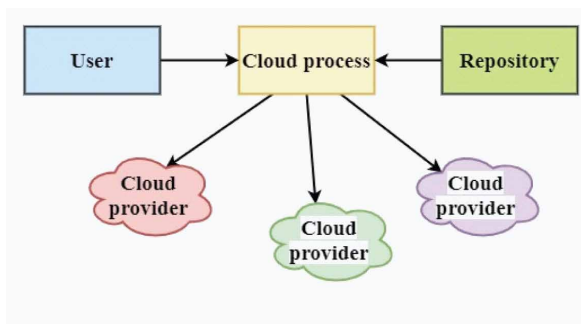
In this research, TOPSIS is commonly used to address real-world challenges related to multi-criteria judgment. This technology is questioned because the uniquely personal analogy can be created quickly. Its vagueness and ambiguity in the decision-making method. Consequently, TOPSIS escapes the complexities. In comparison, an ambiguous policy matrix culminated in fuzzy TOPSIS, which effectively addresses multiple data management issues, enhanced to cope with the AI-assisted dynamic modeling for data management (AI-DM) framework.

Nevertheless, researchers use Analytical Hierarchy (AHP) Protocol to calculate the weight for tests (metrics) almost accurately at work starting. TOPSIS is prevalently used to address the non - linear and evaluation challenges in the real world. This technology is called into question because the unique personal analogy can be rapidly created. Its lack of clarity and ambiguity in the method of deciding.

Analytical Hierarchy (AHP) Protocol Figure 1 shows the proposed AI-assisted dynamic modeling architecture for data management (AI-DM) framework. The equivalents are placed as positions in an n-dimensional Spatial domain of each element that meets the criteria. Their classification depends on their distance to the optimum and their potential to the anti-ideal positions modeled on the better, the worse expected utility for the respective criteria as theoretical solutions.

In conjunction with the Euclidean range of each option from the optimal (A^+), the Decision theory evaluates the parameter of “relative proximity” to concurrently reflect the fulfillment of two goals. The most near of the optimum solution and the most far out of the anti-ideal position (A^-)

Figure 1. The architecture of the proposed AI-assisted dynamic modeling for data management (AI-DM) framework



should be the better choice. The comparative calculation of proximity is often indicated as C_i^+ and expressed in Equation (1):

$$C_i^+ = \frac{s_i^-}{s_i^+ + s_i^-} \quad (1)$$

where the equivalent i ranges from the anti-ideal as well as the ideal position are s_i^- and s_i^+ .

Figure 2 shows the pictorial representation of C_i^+ . Where the equivalent i ranges from the anti-ideal as well as the ideal position are s_i^- and s_i^+ . The following are the descriptions of the technique.

Allow Vector A judgment consisting of solutions and parameters (categories) is expressed in Equation (2):

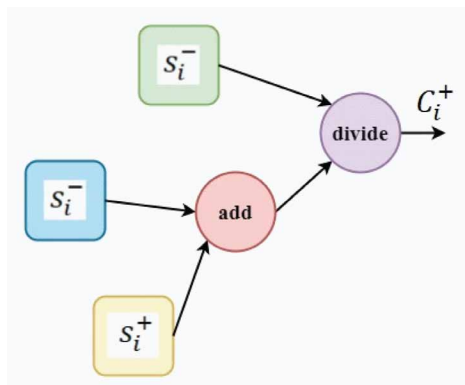
$$A = \begin{pmatrix} x_{11} & \cdots & x_{1n} \\ \vdots & \ddots & \vdots \\ x_{m1} & \cdots & x_{mn} \end{pmatrix} \quad (2)$$

whereas A_1, A_2, \dots, A_m and C_1, C_2, \dots, C_n respectively, are parameters, x_{ij} shows an acceptable A_i the rate about the C_j parameters. The composite parameters $w_k (k = 1, \dots, n)$ indicate the value of each parameter C_k subjected to lintel $\sum_{k=1}^n w_k = 1$. The matrix weighted $W = (w_1, w_2, \dots, w_n)$.

Furthermore, the requirements for advantage and expense are split.

Since this information from the decision problem comes from diverse ways, the normalization strategy must become dimensionless to allow various variables. Otherwise, normalized matrix of judgment $R = [r_{ij}]_{m \times n}$ is determined by $i = 1, \dots, m$ and $j = 1, \dots, n$. The uniform value r_{ij} is determined in Equation (3):

Figure 2. Pictorial representation of C_i^+



$$r_{ij} = \frac{x_{ij}}{\sqrt{\sum_{i=1}^m x_{ij}^2}} \quad (3)$$

x_{ij} shows an acceptable A_i the rate about the C_j parameters. The composite parameters $w_k (k = 1, \dots, n)$ indicate the value of each parameter C_k subjected to lintel $\sum_{k=1}^n w_k = 1$. The matrix weighted $W = (w_1, w_2, \dots, w_n)$. These challenges have been strengthened to address AI-assisted data management dynamic modeling (AI-DM). However, the analysis of tests (metrics) is almost accurately calculated by researchers using the analysis hierarchy (AHP) protocol at the start of work.

Figure 3 shows the pictorial representation of r_{ij} . x_{ij} shows an acceptable A_i the rate about the C_j parameters. The composite parameters $w_k (k = 1, \dots, n)$ indicate the value of each parameter C_k subjected to lintel $\sum_{k=1}^n w_k = 1$. The matrix weighted $W = (w_1, w_2, \dots, w_n)$.

The differential ranking of equivalents is seen in Vector R. Otherwise, the standardized total score $P = [p_{ij}]_{m \times n}$ is formed with $i = 1, \dots, m$ and $j = 1, \dots, n$. The uniform total score and its corresponding functions are extracted by multiplication is expressed in Equation (4):

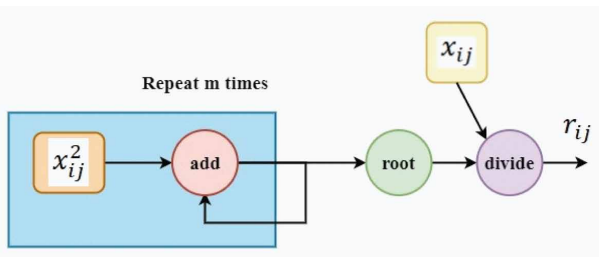
$$P_{m \times n} = R_{m \times n} \cdot W_{m \times n} \quad (4)$$

where $W_{m \times n}$ is a feature vector in the original graph with j weighted on it $W = (w_1, w_2, \dots, w_n)$. Furthermore, the requirements for advantage and expense are split. Since this information from the decision problem comes from diverse ways, the normalization strategy must become dimensionless to allow various variables. Otherwise, normalized matrix of judgment $R = [r_{ij}]_{m \times n}$ is determined by $i = 1, \dots, m$ and $j = 1, \dots, n$.

The TOPSIS procedure is then begun with the following four steps:

Step 1: Identification of A^+ as a favorable and appropriate A^- as a price: A^+ is expressed in Equations (5) and (6). The computer science of multi-center or inter systems such as generator and consumer communications is a difficult NP challenge:

Figure 3. Pictorial representation of r_{ij}



$$A^+ = (p_1^+, p_2^+, \dots, p_m^+) \quad (5)$$

$$A^- = (p_1^-, p_2^-, \dots, p_m^-) \quad (6)$$

whereas:

$$p_i^+ = \max(p_{ij}), j \in J_1; \min(p_{ij}), j \in J_2$$

and:

$$p_i^- = \min(p_{ij}), j \in J_1; \max(p_{ij}), j \in J_2$$

where J_1 and J_2 are advantage and charge types measures correspondingly.

Step 2: The perfect positive A^+ and negative A^- solutions for each alternate A_i areas followed for the measurement of Euclidian ranges are expressed in Equations (7) and (8):

$$S_i^+ = \sqrt{\sum_{j=1}^n (p_j^+ - p_{ij})^2}, i = 1, \dots, m \quad (7)$$

$$S_i^- = \sqrt{\sum_{j=1}^n (p_j^- - p_{ij})^2}, i = 1, \dots, m \quad (8)$$

whereas:

$$p_i^+ = \max(p_{ij}), j \in J_1; \min(p_{ij}), j \in J_2$$

and:

$$p_i^- = \min(p_{ij}), j \in J_1; \max(p_{ij}), j \in J_2$$

where J_1 and J_2 are an advantage, and charge types measures correspondingly. Where the equivalent i ranges from the anti-ideal as well as the ideal position are s_i^- and s_i^+ . On the other hand, network operators can application orders from customers to keep user constraints as soon as possible. Experts estimate the increased energy use of such structures as wasteful planning such as the CPU.

Step 3: For measurement C_i proximity to the positive optimization process for each alternate A_i is i and it is expressed in Equation (9):

$$C_i = \frac{s_i^-}{s_i^+ + s_i^-} \quad (9)$$

where $0 < C_i < 1$, A_i is nearer that A^+ than to A^- . As C_i slants 1 where the equivalent i ranges from the anti-ideal as well as the ideal position are s_i^- and s_i^+ .

Step 4: In the decreasing order depending on the C_i variable, the stronger the C_i a function is, the nearer it is to the proper optimal solution.

Researchers have a series of $T = \{t_1, t_2, \dots, t_n\}$ assignments, together with their runtime and period configuration, are programmed at cluster data centers or multi-core structures to achieve multiple goals simultaneously. This research uses Fuzzy TOPSIS to address things with MCDMs, such as HPCs and data centers. The service provider can use an intelligent scheduling process and optimum virtual machine placing (OVMP) to achieve their pre-defined goals.

The virtual machine cloud broker (VM) query is expected to be delegated to the data center inside the VM registry. Via practicable alternatives for reaching default targets, the controller should specify the best option. Choosing suitable measures is a very complex process to allow false constructive planning using the wrong metrics. Given the cloud world's difficult existence and the time limit, a fuzzy TOPSIS framework in cloud brokers has been built to prevent cloud brokers from the infringing quality of service (QoS).

Instead, it is selected that the relevant parameters cover all consumer and supplier views, such as late activities (number of activities that exceed the closing date of these activities). The length of the activities (total processing period) and the output (number of completed tasks as an implicit representation for the use of the structure) justify this method. Besides, the first twice refers to the recipient's experience, while the third to the supplier's perception.

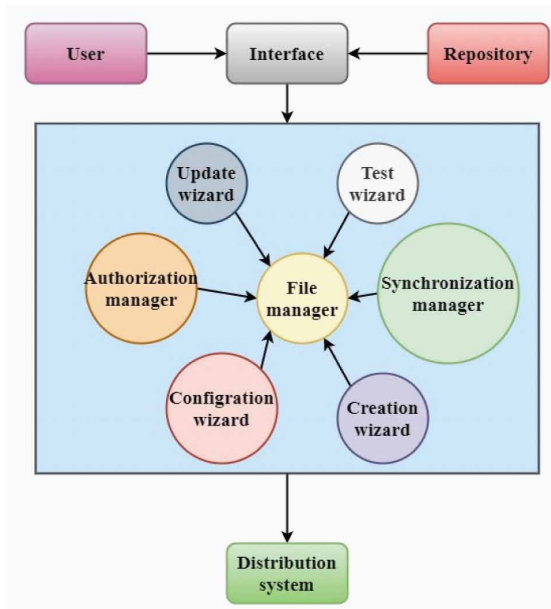
Presume that the process requests come with the activities and their time and time requirements. The trader can then choose to exchange conditions with possible contradictions depending on activities and machine-free capital.

AI-DM consumers and managers of AMP. Software development optimization with AI-DM is performed at both the implementation and implementation phases of the AMP and computer web services update.

Figure 4 shows the schematic view of the proposed AI-assisted dynamic modeling for data management (AI-DM) framework. Mechanization of automation Information is held using the AI-DM resources and many MSCDT device wizards:

- The authorizing manager handles consumer permission and gives access to officers, compute micro-services and compute results monitoring facilities.
- Downloading, updating, and the File System does recovery application file duplication by AI-DM agents. The exchanging of data takes place via Web services.
- The Configuration Manager handles local KB syncing, measured DSA operator consumer, and AI-DM NPS files.
- The development wizard dynamically generates and fills up its regional KB based on ready-made current models.
- Installation wizard simplifies the setting of agent conditions, the arrangement of computer connections, and the virtual machine's usability.

Figure 4. Schematic view of the proposed AI-assisted dynamic modeling for data management (AI-DM) framework



- Test Wizard simplifies the checking and coordination between the representatives and virtual machines of the implemented kit. Test activities may be sent to web services or their assemblies, and the results are checked.
- The change marked wizard differences between local and global servers to modify operators and managed services.

The AI-DMWebClient offers links to administrators:

- Duplicate and synchronize archive.
- In the present case, a full backup of the findings is required.
- The results take up much storage and are impractical to hold on to a computer.
- The findings are considered, and their depletion is at risk if processed on a single computer device.
- A permanently delegated asset is computed and must be removed during tests.
- These findings on the consumer service entail regular hours.

The consumer will update the Dew-AI-DM on his disc and set it up to sync, on-demand, on time, or with data update, the calculation and process Automation from existing AI-DM operators. A person who has a specific connection to two or more AI-DM operators at once may adjust it so that calculation outcomes can be backed up or synchronized and be interconnected. The manager may customize AI-DM to transfer user files to specific customers' representatives, where storage capacity is more accessible. The following items are synchronized in the calibration phase.

Posted Account Files

- Files formed by measurements.

The directory contains data on discontinued operations such as the NPS, its start time and details, the active party, and any learning opportunity later. The GUI is programmed to specify, by control

or period, the synchronization state, synchronization speed, data uploading, authentication, mail change, and confirmation subscription. When repairing connectivity after Internet disconnection, DC framework-dependent data synchronization was included. It takes place between Dew-AI-DM and the existing AI-DM that is defined. The information search synchronized is a variable of file change saved in APMA’s upgrade table.

The Dew-AI-DM must be bound to internal AI-DM in advance. This relation enables information access, conflict resolution requirements via Dew-AI-DM reports to be synchronized, and the computing outcomes backed up.

- Microservice updates and evaluations.

The MSCDT system upgrade wizard is then used to maintenance device software systems. The upgrade is done in the framework module that is dependent on the implementation of the virtual machine. This system can trigger an identical or changing web service application. In the first example, the AI-DM representatives on which the intelligent device is recorded are called the upgrade guide. Each AI-DM agent examines whether an intelligent machine is enabled as part of professional activities groups performing calculations on the customer’s actual request.

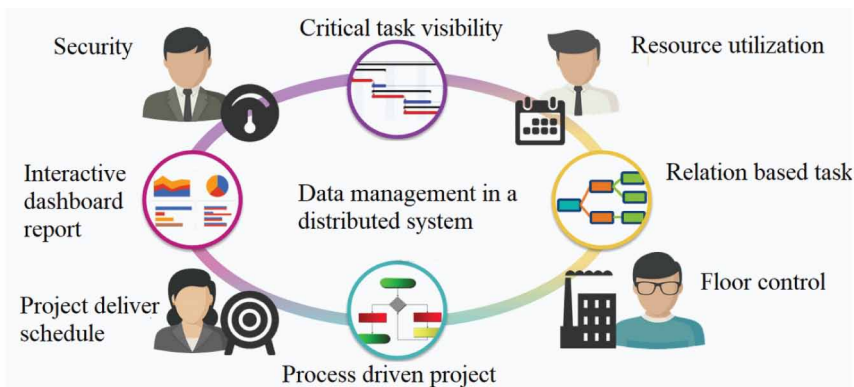
AI-DM restricts notifications before the subsystem joins in the data transmission process. AI-DM replaces the upgrade wizard. AI-DM will bring the web service into an invalid state, and the current example requires additional changes to the dispersed AMP KB. Before changes and checks are complete, the NPS customer order shall be barred.

The software wizard can autonomously validate the new virtual machine’s feature and then evaluate the AMP closure. The earlier part of checking aims to check that the test NPS and the manufacturer’s device data are suitable for finding solutions concerning this subsystem. The test wizard optimizes these NPS’s deployment and matches the outcome of this start throughout end-to-end research in NPS testers’ help.

Figure 5 shows the workflow of the proposed AI-assisted dynamic modeling for data management (AI-DM) framework. The test wizard automatically handles similar studies:

- The findings of the experiment are accurate, and the professional activities group’s makeup has been modified. This NPS formulation is revised after the customer checks this behavior.
- The results of the study are wrong. Given these effects, the customer accesses a collection of NPS.

Figure 5. Workflow of the proposed AI-assisted dynamic modeling for data management (AI-DM) framework



This result is not achieved because the entity handling the revamped web service did not expect the feature vectors when the thriving community was assembled. The modified subsystem configuration is adjusted so that any of its input variables are needed. A collection of such unfinished NPS is sent to the recipient.

The consumer renders the application for NPS in the APMA GUI by doing end-to-end semi-automatic checking (for instance, in the presence of an NPS test while constructing an AMP). AI-DM stores the NPS and information in its KB as it receives the desired effect.

The Architecture of VIO

The VIO constitutes our proposal's core innovation. Compared to the VO originally devised in IoT, the primary initial goals are targeted: (i) to overcome platform variability, (ii) to facilitate collaboration, (iii) to improve research and exploration, and (iv) to reduce the pressures on restricted systems. Moreover, our suggestion enhances the architecture to directly promote the various functions of the external AI interface as continues to follow.

It offers a semantic overview of the external AI equivalent such that all future user implementations have a mutual understanding of its characteristics and functions. The integrated cognitive elements are explicitly defined by extracting the detailed assessment of the equipment/software framework. Therefore, the VIO reveals the biological phenomenon's functionality for the programs concerned and handles direct links to IoT tools. Such a function is beneficial for specialized applications that rely on AI estimation. Admittedly, the semantic definition of IoT-enabled AI devices will make it easier to check and find processes to classify that Automation is suitable for performing a given deduction mission, following the requested request's needs. Furthermore, through resolving heterogeneity, the constructed unification of IoT interface AI's capacity renders them binary compatible with all involved implementations:

- It serves as a representative between the technical and user implementations. It is responsible for responding on account of the given process to the requesting message.
- It preserves the performance of the physical network to make corrective adjustments. Such preserved findings will provide the input for several application programs, which could overload the restricted IoT system. For example, in the same field, users can ask for aspects relevant to the identification. The virtual payment details would be spared as the estimation task does not require re-executing with each released requirement. He is responsible for granting the modification to the unit system of the ANN contributors. Either the weighted variable must be updated, or the template itself may be modified. For example, the upgrade may be provided by the consistency level obtained to make corrective adjustments carried out or input from application programs.
- The internet will train the Ann architecture by meaning that the theoretical analysis is closer to where it is inserted.
- Before its insertion into the system, it will refine the classifier ANN model. The client computer plays the function is more comfortable than thought. In reality, the VIO understands the smartphone's capability to adjust the model to suit correctly.

The mechanisms for this are as follows:

- **AI implementation:** This resource outlines the kind of identification, receptors located, face detection, and identification inferences that a physical system can achieve.
- **Model:** It defines the type of ANN that the machine performs globally and which the system may supply the knowledge, the Coevolutionary Neural Network (CNN). It is seen in GHz.
- **Commence:** It activates a user program for the implementation of the estimation task.
- **Performance:** Contains the inferential outcome, for example, the collection of items observed in an image or video origin, together with the precision calculated and the boundary box coordination of the identified item.

4. EXPERIMENTAL RESULTS AND DISCUSSION

The proposed AI-assisted dynamic modeling for data management (AI-DM) framework is designed and implemented. The simulation parameters, such as execution time, throughput, latency, deadline, etc., are considered for the simulation analysis and performance of the proposed AI-assisted dynamic modeling for data management (AI-DM) framework. The proposed system is compared with the existing systems. The performance result shows that the proposed AI-assisted dynamic modeling for data management (AI-DM) framework has the current system's highest performance.

Figures 6(a) and 6(b) show the throughput analysis of the existing DCS system and the proposed AI-assisted dynamic modeling for data management (AI-DM) framework, respectively. The simulation timing is varied from 0 to 140 msec with a step size of 20 msec for the simulation analysis. The throughput of the existing and proposed system is measured, and readings are plotted in the above

Figure 6a. Throughput analysis of the existing DCS system

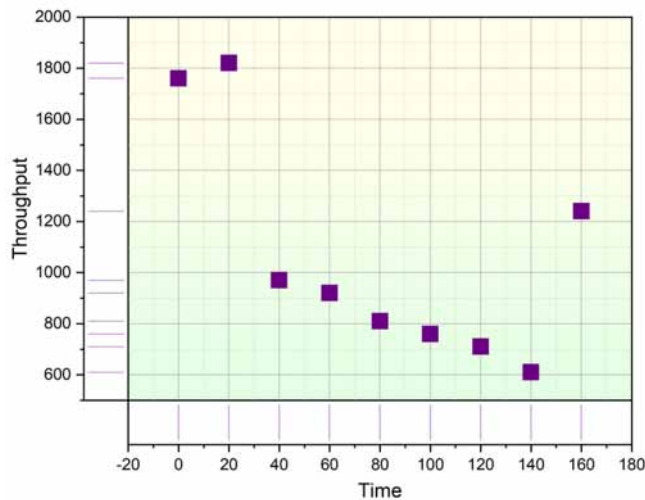
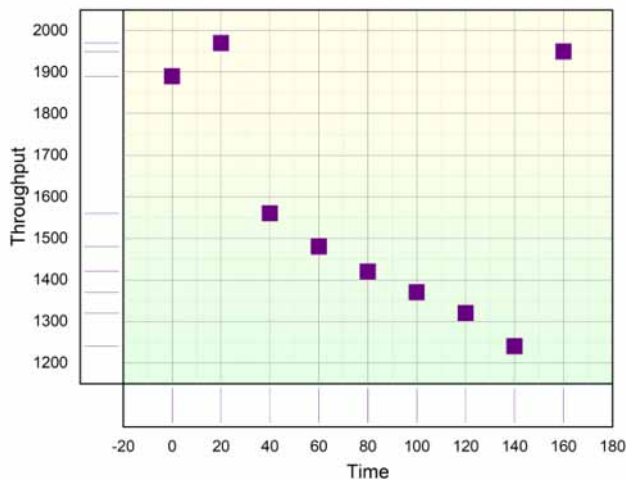


Figure 6b. Throughput analysis of the proposed AI-assisted dynamic modeling for data management (AI-DM) framework



graph. Throughput is given as the ratio of the number of data transmitted or received per second. The performance results show that the proposed AI-assisted dynamic modeling for the data management (AI-DM) framework has the highest performance compared to the existing system.

Table 1 shows the predicted output analysis of the proposed AI-assisted dynamic modeling for data management (AI-DM) framework. The performance of the proposed system is analyzed in software. The proposed system performance is compared with the existing systems such as SVR, Lasso model, XGB. The commission, such as each node’s energy and the throughput of the nodes, is predicted using the proposed AI-assisted dynamic modeling for data management (AI-DM) framework. The results are tabulated. The performance results show that the proposed AI-assisted dynamic modeling for data management (AI-DM) framework has the highest performance over the existing system.

Figures 7(a) and 7(b) show the latency analysis of the write cycle and read cycle of the proposed AI-assisted dynamic modeling for data management (AI-DM) framework, respectively. The simulation time is varied from 0 to 160 minutes, with a step size of 20 mins for the simulation analysis. The respective time taken to produce the output is measured and plotted in the above graphs. The performance results show that the proposed AI-assisted dynamic modeling for data management (AI-DM) framework has the highest performance in the read and writing cycles in terms of the lowest delay values.

Table 2 shows the proposed AI-assisted dynamic modeling performance analysis for data management (AI-DM) framework. The number of tasks considered for simulation varied from a minimum of 1 assignment to a maximum of 8 charges. The individual variations in the Execution

Table 1. Predicted output analysis of the proposed AI-assisted dynamic modeling for data management (AI-DM) framework

Method	Energy prediction	Time prediction
LR	20.6	1.15
SVR	4.81	1.15
Lasso model	1.96	0.16
XGB	0.52	0.05
AI-DM	0.38	0.02

Figure 7a. Latency analysis during the write cycle of the proposed AI-assisted dynamic modeling for data management (AI-DM) framework

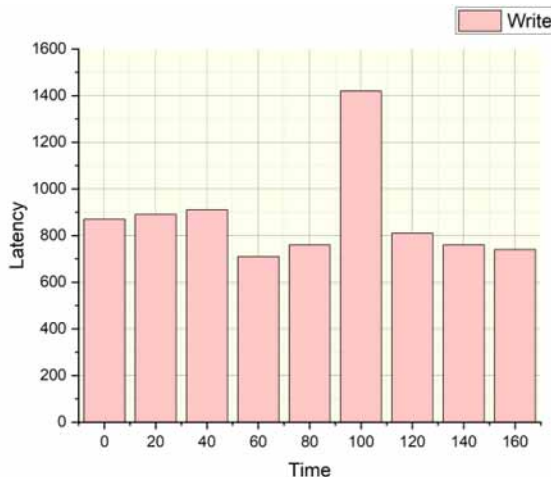


Figure 7b. Latency analysis during the read cycle of the proposed AI-assisted dynamic modeling for data management (AI-DM) framework

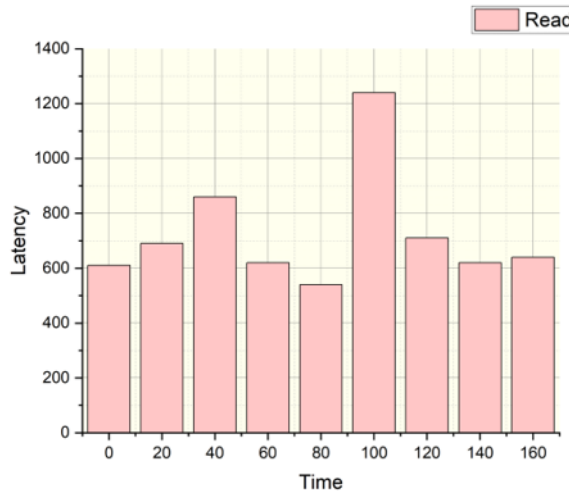


Table 2. Performance analysis of the proposed AI-assisted dynamic modeling for data management (AI-DM) framework

Task number	Execution time	Throughput	Deadline
1	1	2	0.42
2	2	4	0.48
3	3	2	0.39
4	2	3	0.37
5	3	4	0.45
6	1	2	0.51
7	2	3	0.53
8	2	4	0.57

time, throughput analysis, and the task’s deadline are measured and tabulated in the above table. As the number of functions increases, the performance degrades, as tabulated above. The performance result of the proposed AI-assisted dynamic modeling for data management (AI-DM) framework has the highest value compared to the existing systems.

Figures 8(a) and 8(b) show the execution time analysis of the proposed AI-assisted dynamic modeling for data management (AI-DM) framework and the existing system, respectively. The number of tasks varies from 0 to 500, with a step size of 100 for the entire network’s simulation analysis. The individual variations in each task’s execution time are calculated, and the result is plotted in the above figures. The performance results show that the proposed AI-assisted dynamic modeling for data management (AI-DM) framework has the highest performance compared to the existing system’s performance.

The proposed AI-assisted dynamic modeling for data management (AI-DM) framework is designed and implemented. The simulation parameters, such as execution time, throughput, latency, deadline, etc., are considered for the simulation analysis and performance of the proposed AI-assisted dynamic modeling for data management (AI-DM) framework. The proposed system is compared with

Figure 8a. Execution time analysis of the proposed AI-assisted dynamic modeling for data management (AI-DM) framework

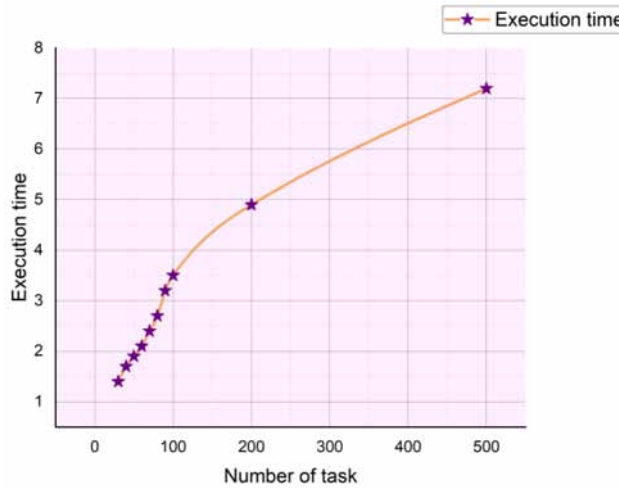
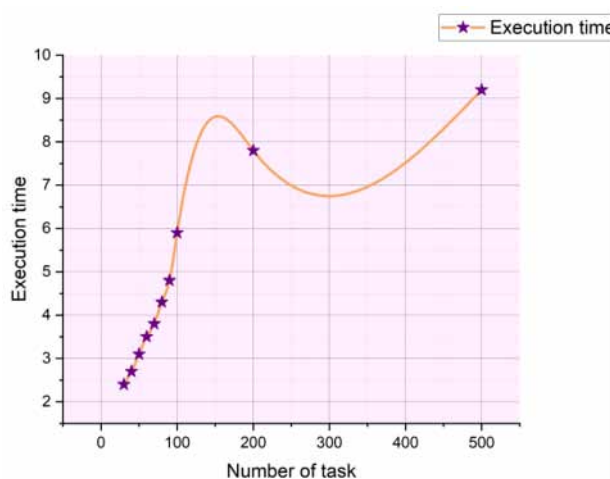


Figure 8b. Execution time analysis of the existing system



the existing systems. The performance result shows that the proposed AI-assisted dynamic modeling for data management (AI-DM) framework has the current system's highest performance.

5. CONCLUSION AND FUTURE WORK

AI-assisted dynamic modeling for data management (AI-DM) framework solves the multi-objective strategic thinking challenge. The distributed systems agent manager may have interconnections and timelines with scheduled tasks and deliverer units to determine planning and deploying tasks on assets. It is appropriate since the Extent Analysis Module has lower latency, and its effects make it stable and compromise between the various relevant goals. Our solution is efficient and flexible, with reduced marginal applications on a wide scale major issue; it is used.

Therefore, the proposed AI-assisted dynamic modeling for data management (AI-DM) framework functions best in a fixed and packaging setting like the predetermined computing resources behavior. The only failing is that it is not acceptable in complex applications such as the complex cloud system because it is fundamentally different. Nevertheless, some images suggest that if a lead to intentions is implemented, it is suitable for a challenging climate. For our proposed development, the development of a TOPSIS-fuzzy scheme, using machine learning techniques, would provide smart investments for MCDM challenges as it understands workflow actions, hence activating a TOPSIS-fuzzy-fuzzy improvement.

CONFLICT OF INTEREST

The authors of this publication declare there is no conflict of interest.

FUNDING AGENCY

This research received no specific grant from any funding agency in the public, commercial, or not-for-profit sectors.

REFERENCES

- Alazab, M., Hong, S. H., & Ng, J. (2021). Louder bark with no bite: Privacy protection through the regulation of mandatory data breach notification in Australia. *Future Generation Computer Systems*, *116*, 22–29. doi:10.1016/j.future.2020.10.017
- Babichev, S. L., & Konkov, K. A. (2021). Designing Execution Models of Distributed Systems in Theoretical Courses on Information Technology. In *Smart Modeling for Engineering Systems*, (pp. 261–273). Springer. doi:10.1007/978-981-33-4619-2_20
- Besta, M., Fischer, M., Kalavri, V., Kapralov, M., & Hoefler, T. (2020). *The practice of streaming and dynamic graphs: Concepts, models, systems, and parallelism*. Computing Research Repository (CoRR).
- Billah, M. F. R. M., Saoda, N., Gao, J., & Campbell, B. (2021, May). BLE Can See: A Reinforcement Learning Approach for RF-based Indoor Occupancy Detection. *Proceedings of the 20th International Conference on Information Processing in Sensor Networks*, (pp. 132-147).
- Chen, J., Ramanathan, L., & Alazab, M. (2021). Holistic, big data integrated artificial intelligent modeling to improve privacy and security in data management of smart cities. *Microprocessors and Microsystems*, *81*, 103722. doi:10.1016/j.micpro.2020.103722
- Dolgui, A., Ivanov, D., Potryasaev, S., Sokolov, B., Ivanova, M., & Werner, F. (2020). Blockchain-oriented dynamic modeling of Smart contract design and execution in the supply chain. *International Journal of Production Research*, *58*(7), 2184–2199. doi:10.1080/00207543.2019.1627439
- Gao, J., Wang, H., & Shen, H. (2020, August). Machine learning-based workload prediction in cloud computing. In *29th international conference on computer communications and networks (ICCCN)*, (pp. 1-9). IEEE. doi:10.1109/ICCCN49398.2020.9209730
- Hamaker, E. L., Asparouhov, T., Brose, A., Schmiedek, F., & Muthén, B. (2018). At the frontiers of modeling intensive longitudinal data: Dynamic structural equation models for the COGITO study's effective measurements. *Multivariate Behavioral Research*, *53*(6), 820–841. doi:10.1080/00273171.2018.1446819 PMID:29624092
- Hazen, E. L., Scales, K. L., Maxwell, S. M., Briscoe, D. K., Welch, H., Bograd, S. J., Bailey, H., Benson, S. R., Eguchi, T., Dewar, H., Kohin, S., Costa, D. P., Crowder, L. B., & Lewison, R. L. (2018). A dynamic ocean management tool to reduce bycatch and support sustainable fisheries. *Science Advances*, *4*(5), eaar3001. doi:10.1126/sciadv.aar3001 PMID:29854945
- He, X., Yu, J., Huang, T., & Li, C. (2018). Distributed power management for dynamic economic dispatch in the multi-microgrids environment. *IEEE Transactions on Control Systems Technology*, *27*(4), 1651–1658. doi:10.1109/TCST.2018.2816902
- Jiang, Y., Yin, S., & Kaynak, O. (2020). Optimized design of parity relation-based residual generator for fault detection: Data-driven approaches. *IEEE Transactions on Industrial Informatics*, *17*(2), 1449–1458. doi:10.1109/TII.2020.2987840
- Koo, D., & Hur, J. (2018). Privacy-preserving deduplication of encrypted data with dynamic ownership management in fog computing. *Future Generation Computer Systems*, *78*, 739–752. doi:10.1016/j.future.2017.01.024
- Li, Y., Yang, W., He, P., Chen, C., & Wang, X. (2019). Design and management of a distributed hybrid energy system through smart contract and blockchain. *Applied Energy*, *248*, 390–405. doi:10.1016/j.apenergy.2019.04.132
- Liu, B. H., Nguyen, N. T., Pham, V. T., & Lin, Y. X. (2017). Novel methods for energy charging and data collection in wireless rechargeable sensor networks. *International Journal of Communication Systems*, *30*(5), e3050. doi:10.1002/dac.3050
- Lughofer, E., & Sayed-Mouchaweh, M. (Eds.). (2019). *Predictive maintenance in dynamic systems: advanced methods, decision support tools, and real-world applications*. Springer. doi:10.1007/978-3-030-05645-2
- Manogaran, G., Mumtaz, S., Mavromoustakis, C., Pallis, E., & Mastorakis, G. (2021). Artificial intelligence and Blockchain-Assisted Offloading Approach for Data Availability Maximization in Edge Nodes. *IEEE Transactions on Vehicular Technology*, *70*(3), 2404–2412. doi:10.1109/TVT.2021.3058689

Manogaran, G., & Rawal, B. S. (2020, December). Machine Learning-based Trust Model for Secure Internet of Vehicle Data Exchange. In *Globecom Workshops (GC Wkshps)*, (pp. 1-6). IEEE.

Nguyen, N. T., Liu, B. H., Pham, V. T., & Liou, T. Y. (2017). An efficient minimum-latency collision-free scheduling algorithm for data aggregation in wireless sensor networks. *IEEE Systems Journal*, 12(3), 2214–2225. doi:10.1109/JSYST.2017.2751645

Nguyen, N. T., Liu, B. H., Pham, V. T., & Luo, Y. S. (2016). On maximizing the lifetime for data aggregation in wireless sensor networks using virtual data aggregation trees. *Computer Networks*, 105, 99–110. doi:10.1016/j.comnet.2016.05.022

Reddy, P. C., & Sucharitha, Y. (2020). Hierarchically Distributed Data Matrix Scheme for Modeling and Building Data Processing Applications. *International Journal of Computer Science Trends and Technology*, 8,(6).

Rezaei, S., Khaneghah, E. M., & Aliev, A. R. (2022). Challenges of Influence Dynamic and Interactive Events on Resource Discovery Functionality outside of Distributed Exascale Systems.

Sundarasekar, R., Shakeel, P. M., Baskar, S., Kadry, S., Mastorakis, G., Mavromoustakis, C. X., & Gn, V. (2019). Adaptive energy-aware quality of service for reliable data transfer in underwater acoustic sensor networks. *IEEE Access: Practical Innovations, Open Solutions*, 7, 80093–80103. doi:10.1109/ACCESS.2019.2921833

Usman, N., Usman, S., Khan, F., Jan, M. A., Sajid, A., Alazab, M., & Watters, P. (2021). Intelligent dynamic malware detection using machine learning in IP reputation for forensics data analytics. *Future Generation Computer Systems*, 118, 124–141. doi:10.1016/j.future.2021.01.004

Wan, J., Chen, B., Imran, M., Tao, F., Li, D., Liu, C., & Ahmad, S. (2018). Toward dynamic resources management for IoT-based manufacturing. *IEEE Communications Magazine*, 56(2), 52–59. doi:10.1109/MCOM.2018.1700629

Wang, X., Williams, C., Liu, Z. H., & Croghan, J. (2019). Big data management challenges in health research—A literature review. *Briefings in Bioinformatics*, 20(1), 156–167. doi:10.1093/bib/bbx086 PMID:28968677

Yao, L., & Ge, Z. (2018). Big data quality prediction in the process industry: A distributed parallel modeling framework. *Journal of Process Control*, 68, 1–13. doi:10.1016/j.jprocont.2018.04.004

Yu, D., Zhu, H., Han, W., & Holburn, D. (2019). Dynamic multi-agent-based management and load frequency control of PV/fuel cell/wind turbine/CHP in autonomous microgrid system. *Energy*, 173, 554–568. doi:10.1016/j.energy.2019.02.094

Zhou, L., Zhang, L., Ren, L., & Wang, J. (2019). Real-time scheduling of cloud manufacturing services based on dynamic data-driven simulation. *IEEE Transactions on Industrial Informatics*, 15(9), 5042–5051. doi:10.1109/TII.2019.2894111

Zhu, L., Wu, Y., Gai, K., & Choo, K. K. R. (2019). Controllable and trustworthy blockchain-based cloud data management. *Future Generation Computer Systems*, 91, 527–535. doi:10.1016/j.future.2018.09.019

Wang Yingjun, born in 1973, from Xiangtan, Hunan. He graduated from the Bridge Engineering Department of Tongji University with a bachelor's degree, and graduated with a master's degree from South China University of Technology in Architecture and Civil Engineering. He is currently working as the director of the Maintenance Department of Guangdong Transportation Group Co., Ltd., and his research direction is highway bridge maintenance decision-making.

He Shaoyang, born in February 1990, graduated from Harbin Institute of Technology with a master's degree. He works in CCCC Highway Consultants CO., Ltd, and his research direction is cable system bridge inspection and evaluation.

Wang Yiran, born in August 1987, graduated from Beijing University of Chemical Technology with a master's degree. He currently works in Zhongwei Road & Bridge Equipment Jiangsu Co., Ltd, and his research direction is strategic management, technology management and application.